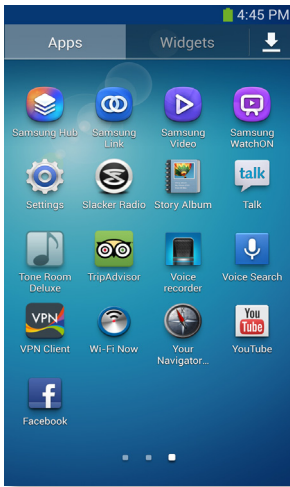


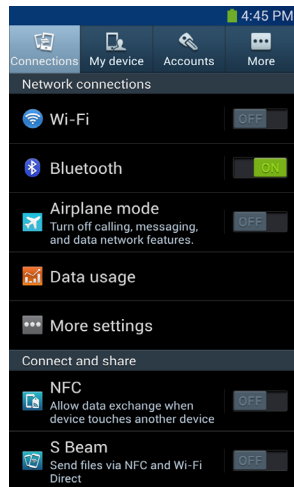
GET TO KNOW THE Samsung Galaxy S[®] 4

Pairing a Bluetooth[®] Device

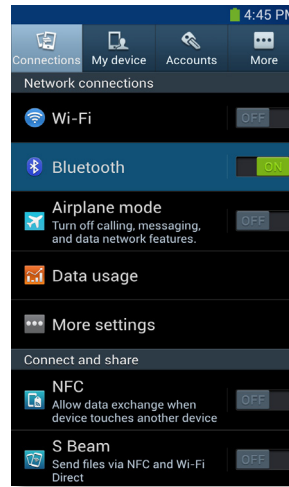
Bluetooth is a short-range wireless communications technology for exchanging information over a distance of 30 feet or less. You don't need to line up the devices to send information—within range, devices can even communicate from different rooms.



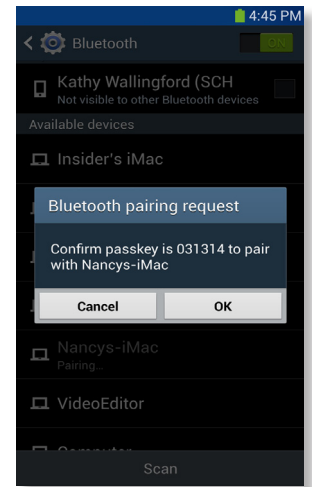
1. Touch **Apps** > **Settings**.



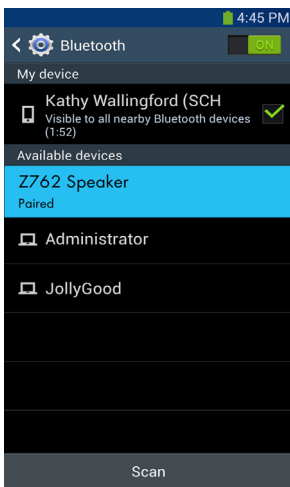
2. On the Connections tab, move the slider next to Bluetooth from **Off** to **On** (gray to green). Place the Bluetooth device to be paired (e.g. a headset, laptop, second phone, etc.) in discoverable mode.*



3. Touch **Bluetooth**. From the list of devices, select the desired device.



4. Enter the PIN†, if prompted, and then touch **OK**.



5. Confirm that the devices are paired.

*Refer to the Bluetooth device's user manual.

†PIN is usually 0000. If this does not work, refer to the Bluetooth device's user manual.

